

CREDIT OPINION

31 March 2025

Update



Send Your Feedback

RATINGS

Raiffeisen Bank SA

Domicile	Bucharest, Romania
Long Term CRR	Baa1
Type	LT Counterparty Risk Rating - Fgn Curr
Outlook	Not Assigned
Long Term Debt	Baa1
Type	Senior Unsecured - Dom Curr
Outlook	Negative
Long Term Deposit	Baa1
Type	LT Bank Deposits - Fgn Curr
Outlook	Negative

Please see the [ratings section](#) at the end of this report for more information. The ratings and outlook shown reflect information as of the publication date.

Contacts

Alexios Philippides +357.2569.3031
VP-Senior Analyst
alexios.philippides@moodys.com

Malik Bendib +33.1.5330.3446
Sr Ratings Associate
malik.bendib@moodys.com

Constantinos +357.2569.3009
Kypreos
Senior Vice President
constantinos.kypreos@moodys.com

Alexander Hendricks, +49.69.70730.779
CFA
Associate Managing Director
alexander.hendricks@moodys.com

Raiffeisen Bank SA

Update following outlook change to negative

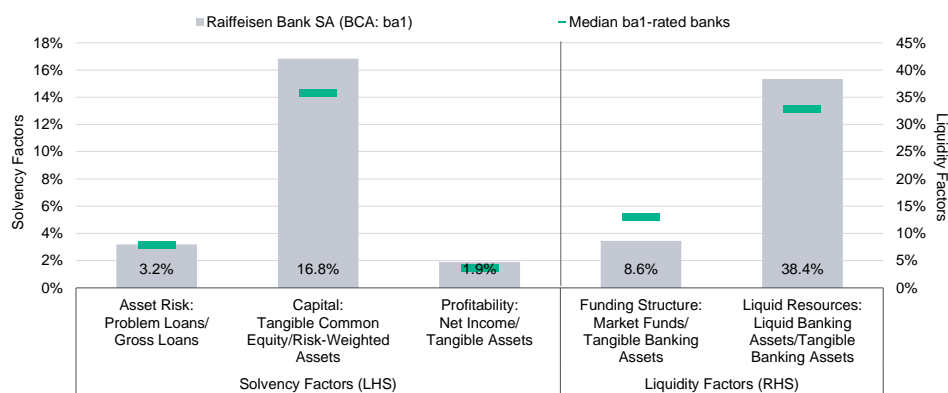
Summary

Raiffeisen Bank SA's (RBRO) Baa1 long-term deposit and senior unsecured ratings reflect the bank's ba1 standalone Baseline Credit Assessment (BCA), one notch of rating uplift based on our assumption of a high likelihood of affiliate support from its parent, [Raiffeisen Bank International AG](#) (RBI, A1/A1 stable, baa3¹) and two notches of rating uplift from the application of our Advanced Loss Given Failure (LGF) analysis that considers the severity of losses faced by different liability classes in the event of a resolution.

RBRO's ba1 BCA reflects its strong capital buffers and sound profitability. Our assessment also incorporates the bank's large liquidity buffers, its predominantly deposit-based funding profile but also the significant portion of foreign-currency deposits which elevate funding risks. The ba1 BCA further captures the high concentration in its loan book stemming from its large corporate exposure as well as its high exposure to riskier unsecured consumer loans.

Exhibit 1

Key financial ratios



These are our Banks Methodology scorecard ratios. Asset Risk and Profitability reflect the weaker of either the latest figure or the three-year and latest figure average. Capital is the latest reported figure. Funding Structure and Liquid Resources reflect the latest fiscal year-end figures.

Source: Moody's Ratings

Credit strengths

- » Strong earnings generation capacity
- » Sound capitalisation metrics, well above regulatory requirements
- » High liquidity balances funding risks

Credit challenges

- » Asset risks from FC-denominated loans and sector concentrations
- » Significant proportion of FC deposits entail funding risks in a sovereign-related adverse-case scenario

Outlook

The negative outlook on RBRO's long-term deposit ratings is driven by the negative outlook on the sovereign rating. In case of a downgrade of the [Government of Romania](#) (Baa3 negative), the long-term deposit ratings of RBRO would be capped at two notches above the sovereign rating.

Factors that could lead to an upgrade

- » RBRO's Baa1 deposit and senior unsecured debt ratings are constrained at two notches above the Government of Romania's Baa3 rating. They could be upgraded only following an upgrade of the sovereign rating.
- » The Baa2 junior senior unsecured debt rating could be upgraded in case of an upgrade of the bank's Adjusted BCA, or a substantial increase in outstanding volumes of such debt or debt subordinated to it that may lower loss severity and result in higher notching uplift under our Advanced LGF analysis.
- » RBRO's Adjusted BCA could be upgraded following a combination of an upgrade of RBI's BCA and an upgrade of its own BCA because of sustainably improved asset quality and an increase in capital while maintaining solid liquidity buffers as well as strong core profitability.

Factors that could lead to a downgrade

- » RBRO's deposit and senior unsecured ratings could be downgraded in case of a downgrade of Romania's sovereign rating that would constrain these ratings lower.
- » The junior senior unsecured debt rating could be downgraded in case of a downgrade of its Adjusted BCA, or changes in the bank's liability structure that would lower the notching uplift from our LGF analysis.
- » RBRO's Adjusted BCA could be downgraded either in case of a downgrade of its BCA, or lower affiliate support uplift resulting from a downgrade of RBI's BCA or a reduced probability of parental support. RBRO's BCA could be downgraded following a substantial deterioration in asset quality, a sustained weakening of its profitability and capital, or a funding shock and pressure on its liquidity.

This publication does not announce a credit rating action. For any credit ratings referenced in this publication, please see the issuer/deal page on <https://ratings.moody's.com> for the most updated credit rating action information and rating history.

Key indicators

Exhibit 2

Raiffeisen Bank SA (Consolidated Financials) [1]

	12-23 ²	12-22 ²	12-21 ²	12-20 ²	12-19 ²	CAGR/Avg. ³
Total Assets (RON Million)	70,777.8	62,589.8	59,833.5	52,053.2	43,856.2	12.7 ⁴
Total Assets (USD Million)	15,715.8	13,500.7	13,697.8	13,084.8	10,285.6	11.2 ⁴
Tangible Common Equity (RON Million)	6,630.8	5,670.3	4,871.3	4,906.5	4,320.6	11.3 ⁴
Tangible Common Equity (USD Million)	1,472.3	1,223.1	1,115.2	1,233.4	1,013.3	9.8 ⁴
Problem Loans / Gross Loans (%)	2.8	2.9	3.8	3.9	4.2	3.5 ⁵
Tangible Common Equity / Risk Weighted Assets (%)	16.8	15.4	14.5	16.3	15.4	15.7 ⁶
Problem Loans / (Tangible Common Equity + Loan Loss Reserve) (%)	15.6	16.9	21.1	19.0	22.2	19.0 ⁵
Net Interest Margin (%)	4.1	3.9	3.2	3.7	4.2	3.8 ⁵
PPI / Average RWA (%)	5.3	4.6	3.6	3.9	4.5	4.4 ⁶
Net Income / Tangible Assets (%)	2.3	2.0	1.3	1.2	1.9	1.8 ⁵
Cost / Income Ratio (%)	47.2	50.8	58.3	57.4	55.7	53.9 ⁵
Market Funds / Tangible Banking Assets (%)	8.6	7.9	4.8	2.5	3.1	5.4 ⁵
Liquid Banking Assets / Tangible Banking Assets (%)	38.4	33.2	41.9	41.4	33.3	37.6 ⁵
Gross Loans / Due to Customers (%)	79.1	83.7	69.1	69.1	79.5	76.1 ⁵

[1] All figures and ratios are adjusted using Moody's standard adjustments. [2] Basel III - fully loaded or transitional phase-in; IFRS. [3] May include rounding differences because of the scale of reported amounts. [4] Compound annual growth rate (%) based on the periods for the latest accounting regime. [5] Simple average of periods for the latest accounting regime. [6] Simple average of Basel III periods.

Sources: Moody's Ratings and company filings

Profile

RBRO is a Romanian universal bank and a 99.95% owned subsidiary of Austria's RBI. The bank provides financial services to individuals, small and medium-sized enterprises (SMEs) and corporate clients. The bank also offers leasing and asset management services through its subsidiary companies. With 2023 total assets of around RON71 billion (€14 billion), RBRO was the sixth-largest bank by assets in Romania with a market share of 8.7%, but the third-largest bank by gross loans with a market share of 10.4%.

Detailed credit considerations

Improved loan quality metrics; but with asset risks stemming from FC-denominated loans and sector concentrations

Our ba2 Asset Risk score reflects the bank's improved loan quality, with a problem loan ratio below 4% since 2020, but also currency-induced credit risk from a material share of FC loans, strong loan growth in 2018-2022 that suggests the portfolio is still unseasoned, and some concentration in unsecured consumer finance.

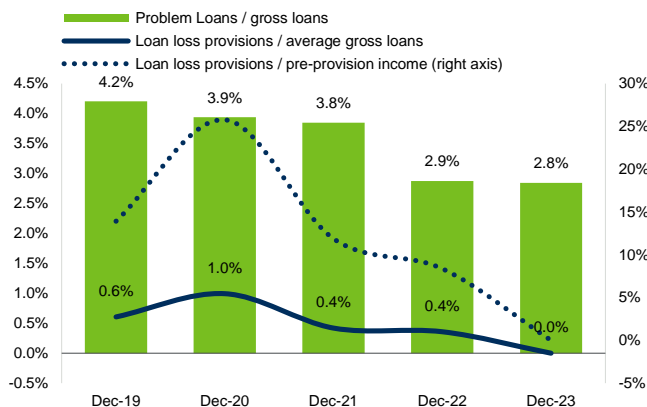
RBRO's asset quality has steadily improved in recent years driven by the bank's efforts to clean up its balance sheet through write-offs, recoveries and sales of problem loans. The bank's problem loans (defined as IFRS 9 Stage 3 loans and purchased or originated credit impaired loans) was 2.8% of gross loans as of December 2023 (see Exhibit 3). The coverage of problem loans by Stage 3 provisions stood at 60%, while riskier Stage 2 loans remained flat at 12% of gross loans and below domestic peers.

We expect some new but manageable problem loan formation because of macroeconomic headwinds, and for credit costs (loan loss provision expenses/average gross loans) to increase from current levels; credit costs were 0.4% in 2022 and close to zero in 2023.

A potential weakening of the local currency versus the euro remains a key source of asset risk because the bank's FC lending (mainly euro-denominated) accounts for around a third of its gross loans. Most of these loans are to larger corporate clients, and there is limited outstanding FC lending towards private individuals. Additionally, RBRO is largely exposed to unsecured loans to consumers, at 24% of gross loans as of December 2023 (see Exhibit 4, figure includes personal loans, excluding those guaranteed by mortgages, overdrafts and credit cards) and around 160% of the bank's Tangible Common Equity (TCE), a segment with typically higher inherent default risk. The bank's exposure to the cyclical real estate and construction sectors was equivalent to 9% of gross loans.

Exhibit 3

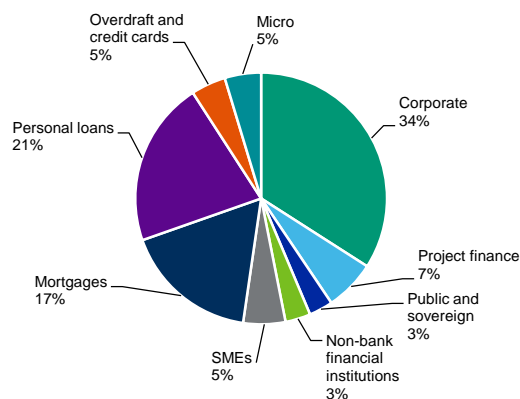
Asset quality metrics improved in recent years In percentage terms



Sources: Company reports and Moody's Ratings

Exhibit 4

RBRO's is largely exposed to consumer loans Breakdown of credit by segment as of the end of 2023



Sources: Company reports and Moody's Ratings

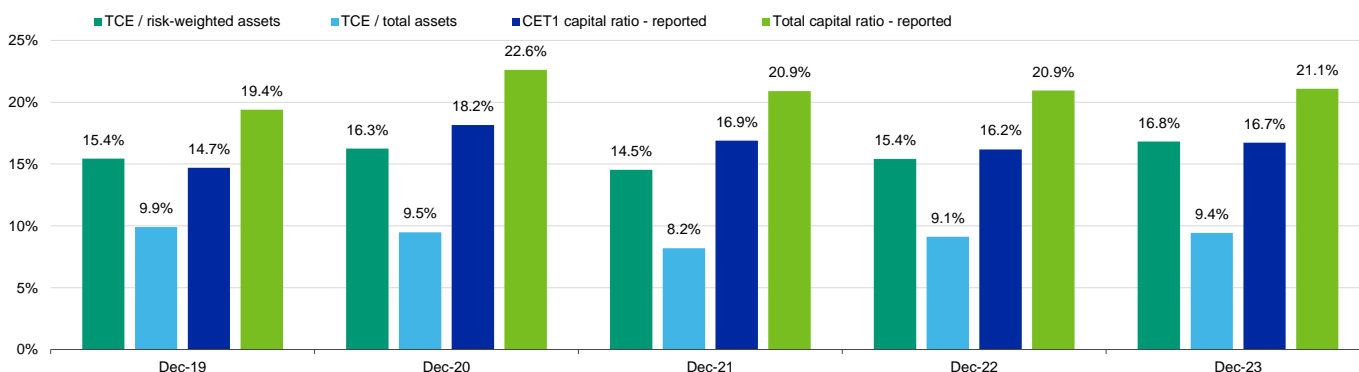
Sound capitalisation, which is well above regulatory requirements

RBRO's has sound capital and therefore loss-absorbing buffers, which drives our ba1 Capital score. Our assessment reflects our expectation of the bank's capital ratios going forward with a TCE ratio at around 15%, and also captures potential volatility in capital metrics in a stress scenario where the leu depreciates and the leu-equivalent of FC risk-weighted assets increase.

The bank's TCE-to-risk-weighted assets ratio was 16.8% as of year-end 2023, up from 15.4% at year-end 2022 (see Exhibit 5). Our TCE ratio includes all current period profits and does not include some regulatory deductions and certain revaluation reserves that are considered in the calculation of Tier 1 capital, but we consider higher risk weights for RBRO's sovereign bond holdings based on our ratings at the time of reporting per our standard adjustment.

Exhibit 5

RBRO's has sound capital metrics



Source: Moody's Ratings

RBRO reported broadly stable regulatory capital ratios, with a Common Equity Tier 1 (CET1) capital ratio of 16.7% as of the end of 2023 and a total capital ratio of 21.1%, comfortably above regulatory requirements. The minimum CET1 and total capital ratios that applied at that time were 11.6% and 17.2% respectively and included a 1% countercyclical capital buffer, a 1% other systemically important bank buffer for RBRO and a bank-specific 4.7% Pillar 2 requirement included in the total capital ratio minimum.

Strong earnings generation capacity

RBRO benefits from a strong and sustainable earnings generation capacity, which drives our baa2 Profitability score. In 2023, net income to tangible assets increased to 2.3% from 2.0% in 2022. Stronger revenues were mainly driven by high net interest income growth of 16% year-over-year to RON2.76 billion (see Exhibit 6) driven by higher interest rates and the repricing of the bank's loan

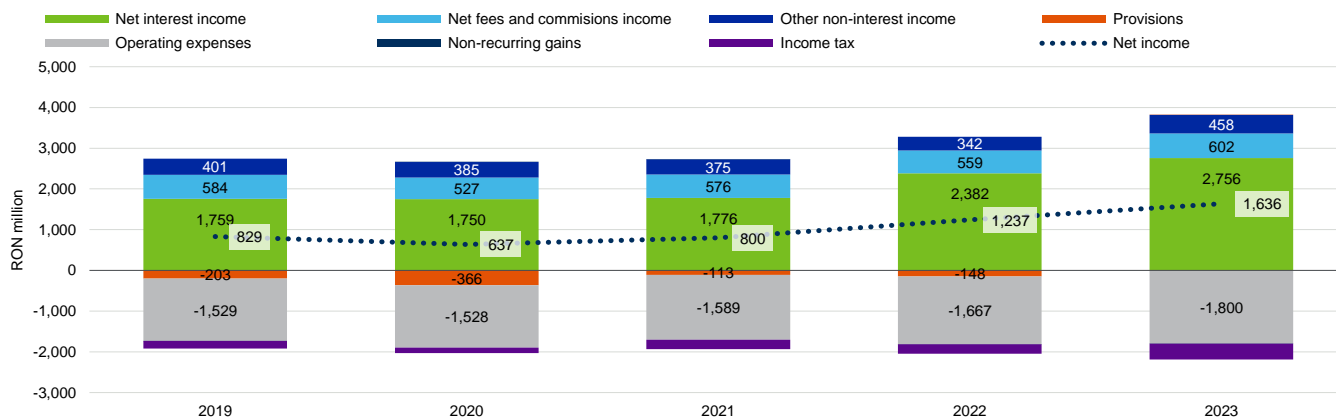
book that is mostly at variable rates. Net fee and commission income, which represented 16% of operating income in 2023, grew by 8% versus 2022.

Total operating expenses also increased to RON1.8 billion (2022: RON1.67 billion) driven by higher staff costs and other tax expenses. Meanwhile, the bank reported a net loan loss provision release of RON29 thousands, compared with a net charge of RON135 million one year earlier.

Exhibit 6

Higher net interest income was the main driver of revenue growth in 2023

Breakdown of net income



Source: Company reports and Moody's Ratings

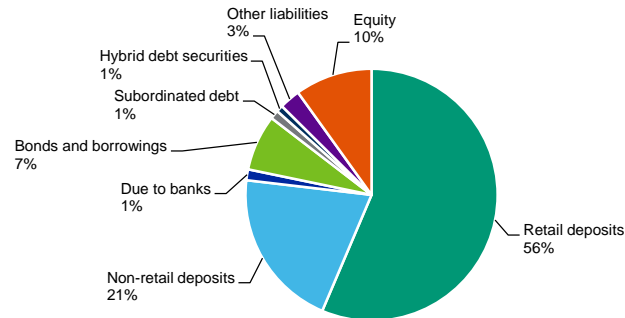
Looking ahead, [we expect](#) modest pressure on profitability given that net interest margins likely peaked in 2023, with interbank rates already declining in Romania, and higher loan loss provisions from unsustainably low levels and as a result of the more challenging macroeconomic environment. The new tax on turnover will also be a drag on RBRO's profitability, reducing net income to tangible assets by approximately 15 basis points in 2024 and 2025.

Strong deposit franchise but significant proportion of FC deposits entail funding risks; high liquidity balances these risks

RBRO's ba1 Funding Structure score captures the bank's strong deposit funding franchise, with limited reliance on more confidence sensitive market funding at 9% of tangible banking assets as of December 2023, as well as funding risks arising from the significant proportion of FC deposits.

Customer deposits were equivalent to 77% of RBRO's 2023 total assets (see Exhibit 7) and more than funded its lending activities with the net loan-to-deposit ratio at 77%. Deposits are granular with retail deposits accounting for 73% of the total deposit base. Market funding reliance is mainly driven by issuances to meet the minimum requirement for own funds and eligible liabilities (MREL). The RBI group is subject to a multiple point of entry approach and therefore its foreign subsidiaries, such as RBRO, typically issue MREL-eligible debt to third parties. Given that RBRO already meets its MREL we expect market funding reliance to remain broadly stable at around 10% of assets.

Exhibit 7

RBRO is predominantly funded by retail deposits

Sources: Company reports and Moody's Ratings

In line with other Romanian banks, RBRO has a substantial dependence on FC funding. Around a third of customer and interbank deposits are FC-denominated, mainly in euro. While exchange-related risks are mitigated by a similar share of FC loans, FC deposits are more prone to deposit flights in a sovereign stress scenario.

RBRO's high liquidity further mitigates funding risks and drives our ba1 Liquid Resources score. Liquid assets were 38% of tangible banking assets at end-2023, with cash and interbank balances accounting for half of the liquidity reserve while the remaining was mostly invested in Romanian government bonds. However, in our analysis we consider the large amount of Romanian sovereign bonds of weaker quality compared the bank's cash holdings, while they can also be impacted by revaluation effects. The bank's liquidity coverage ratio was a strong 300% in April 2024 according to information published by RBI.

ESG considerations

Raiffeisen Bank SA's ESG credit impact score is CIS-2

Exhibit 8

ESG credit impact score

CIS-2

Score



Negative impact



Positive impact

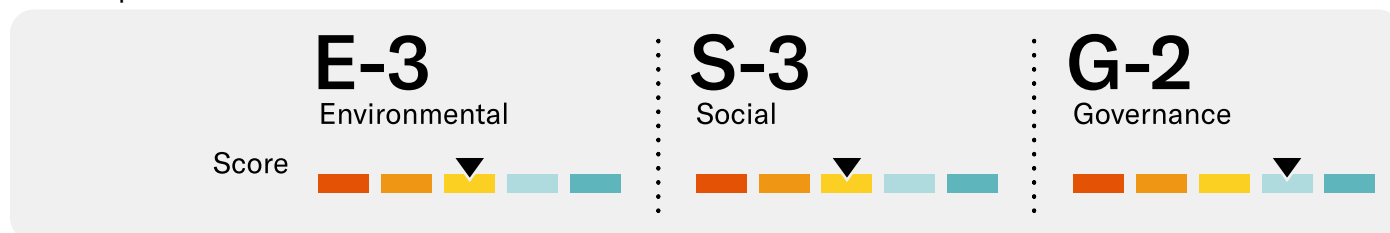
ESG considerations do not have a material impact on the current rating.

Source: Moody's Ratings

Raiffeisen Bank SA (RBRO)'s **CIS-2** indicates that ESG considerations have no material impact on the current ratings.

Exhibit 9

ESG issuer profile scores



Source: Moody's Ratings

Environmental

RBRO faces moderate environmental risks mainly because of its portfolio exposure to carbon transition risk as a large, universal bank in Romania. Like peers, the bank is facing growing business risks and stakeholder pressure to meet broader carbon transition goals. In response, RBRO is actively engaging in further developing its risk management and climate risk reporting frameworks and trying to align its business with the transition to a low-carbon economy.

Social

RBRO faces moderate social risks mostly related to customer relations, as well as to demographic and societal trends. The bank's developed policies and procedures, supported by its Austrian parent's oversight, mitigate conduct risk associated with the distribution of financial products such as regulatory and reputational risks, as well as exposure to litigation. High cyber and personal data risks are mitigated by technology solutions and organisational measures to prevent data breaches. Product diversity and the ability to adapt to changing consumer preferences, regulatory changes and societal trends such as digitization help address related risks.

Governance

RBRO faces low governance risks. The bank's risk management, policies and procedures are in line with industry practices, and commensurate with its universal banking model. Because RBRO is effectively controlled by Raiffeisen Bank International AG through its 100% shareholding, we have aligned the subsidiary's board structure, policies and procedures score with that of its parent, given the bank's strategic importance and public affiliation with the group, the parent's oversight of its subsidiary board and the regulated nature of both entities.

ESG Issuer Profile Scores and Credit Impact Scores for the rated entity/transaction are available on Moody's.com. In order to view the latest scores, please click [here](#) to go to the landing page for the entity/transaction on MDC and view the ESG Scores section.

Support and structural considerations

Affiliate support

We assess the probability of affiliate support to be high, based on RBRO's ownership by RBI and the association with RBI's brand. This assessment results in one notch of uplift to the Adjusted BCA of baa3 from the BCA of ba1.

Loss Given Failure (LGF) analysis

We apply our Advanced LGF analysis to RBRO's liabilities because it is subject to the EU Bank Recovery and Resolution Directive (BRRD), which is an operational resolution regime. In our Advanced LGF analysis we use our standard assumptions and assume a residual TCE of 3% and post-failure losses of 8% of tangible banking assets, a 25% runoff in junior wholesale deposits, a 5% runoff in preferred deposits and a proportion of 26% of deposits considered junior (in line with the EU average), and assign a 25% probability to deposits being preferred to senior unsecured debt.

For the deposits and senior unsecured debt, our Advanced LGF analysis indicates an extremely low loss given failure. Our assigned notching is driven by the applicable rating cap, two notches higher than the Romanian government's debt rating. Without this restriction, the deposits and senior unsecured instruments would have benefited from three notches of rating uplift above the bank's Adjusted BCA.

For the junior senior unsecured debt, our Advanced LGF analysis indicates a low loss given failure, leading to one notch of rating uplift above the bank's Adjusted BCA.

Government support considerations

We incorporate a low likelihood of support from the Romanian government for RBRO's deposits in the event of its failure. This reflects the operational resolution regime, which is likely to restrict the ability of the government to provide such support, even if it were willing to do so, requiring losses to be imposed on more senior creditors and large depositors under certain circumstances. Consequently, RBRO's deposit and senior unsecured debt ratings do not benefit from any uplift from systemic support from the Romanian authorities.

Methodology and scorecard

About Moody's Bank Scorecard

Our scorecard is designed to capture, express and explain in summary form our Rating Committee's judgement. When read in conjunction with our research, a fulsome presentation of our judgement is expressed. As a result, the output of our scorecard may significantly differ from that suggested by raw data alone (though it has been calibrated to avoid the frequent need for strong divergence). The scorecard output and the individual scores are discussed in rating committees and may be adjusted up or down to reflect conditions specific to each rated entity.

Rating methodology and scorecard factors

Exhibit 10

Rating Factors

Macro Factors

Weighted Macro Profile **Moderate** **100%**

Factor	Historic Ratio	Initial Score	Expected Trend	Assigned Score	Key driver #1	Key driver #2
Solvency						
Asset Risk						
Problem Loans / Gross Loans	3.2%	ba1	↔	ba2	Quality of assets	Sector concentration
Capital						
Tangible Common Equity / Risk Weighted Assets (Basel III - transitional phase-in)	16.8%	baa1	↓	ba1	Stress capital resilience	Expected trend
Profitability						
Net Income / Tangible Assets	1.9%	baa2	↔	baa2	Return on assets	
Combined Solvency Score		baa2		ba1		
Liquidity						
Funding Structure						
Market Funds / Tangible Banking Assets	8.6%	baa3	↔	ba1	Deposit quality	
Liquid Resources						
Liquid Banking Assets / Tangible Banking Assets	38.4%	baa3	↔	ba1	Quality of liquid assets	
Combined Liquidity Score		baa3		ba1		
Financial Profile		baa2		ba1		
Qualitative Adjustments				Adjustment		
Business Diversification				0		
Opacity and Complexity				0		
Corporate Behavior				0		
Total Qualitative Adjustments				0		
Sovereign or Affiliate constraint				Baa3		
BCA Scorecard-indicated Outcome - Range				baa3 - ba2		
Assigned BCA				ba1		
Affiliate Support notching				1		
Adjusted BCA				baa3		

Balance Sheet	in-scope (RON Million)	% in-scope	at-failure (RON Million)	% at-failure
Other liabilities	7,455	10.6%	13,004	18.5%
Deposits	54,400	77.3%	48,851	69.5%
Preferred deposits	40,256	57.2%	38,243	54.4%
Junior deposits	14,144	20.1%	10,608	15.1%
Senior unsecured bank debt	726	1.0%	726	1.0%
Junior senior unsecured bank debt	4,214	6.0%	4,214	6.0%
Dated subordinated bank debt	803	1.1%	803	1.1%
Preference shares (bank)	622	0.9%	622	0.9%
Equity	2,110	3.0%	2,110	3.0%
Total Tangible Banking Assets	70,330	100.0%	70,330	100.0%

Debt Class	De Jure waterfall		De Facto waterfall		Notching		LGF	Assigned	Additional Preliminary	
	Instrument	Sub-	Instrument	Sub-	De Jure	De Facto	Notching	LGF	Notching	Rating
	volume +	ordination	volume +	ordination			Guidance	notching		Assessment
	subordination	subordination					vs. Adjusted BCA			
Counterparty Risk Rating	271%	271%	271%	271%	3	3	3	3	0	baa1
Counterparty Risk Assessment	271%	271%	271%	271%	3	3	3	3	0	baa2 (cr)
Deposits	271%	11.0%	271%	12.1%	3	3	3	3	0	baa1
Senior unsecured bank debt	271%	11.0%	12.1%	11.0%	3	2	3	3	0	baa1
Junior senior unsecured bank debt	11.0%	5.0%	11.0%	5.0%	1	1	1	1	0	baa2

Instrument Class	Loss Given Failure notching	Additional notching	Preliminary Rating Assessment	Government Support notching	Local Currency Rating	Foreign Currency Rating
Counterparty Risk Rating	3	0	baa1	0	Baa1	Baa1
Counterparty Risk Assessment	3	0	baa2 (cr)	0	Baa2(cr)	
Deposits	3	0	baa1	0	Baa1	Baa1
Senior unsecured bank debt	3	0	baa1	0	Baa1	(P)Baa1
Junior senior unsecured bank debt	1	0	baa2	0	Baa2	Baa2

[1] Where dashes are shown for a particular factor (or sub-factor), the score is based on non-public information.

Source: Moody's Ratings

Ratings

Exhibit 11

Category	Moody's Rating
RAIFFEISEN BANK SA	
Outlook	Negative
Counterparty Risk Rating	Baa1/P-2
Bank Deposits	Baa1/P-2
Baseline Credit Assessment	baa1
Adjusted Baseline Credit Assessment	baa3
Counterparty Risk Assessment	Baa2(cr)/P-2(cr)
Senior Unsecured -Dom Curr	Baa1
Junior Senior Unsecured	Baa2
Junior Senior Unsecured MTN	(P)Baa2
PARENT: RAIFFEISEN BANK INTERNATIONAL AG	
Outlook	Stable
Counterparty Risk Rating	A1/P-1
Bank Deposits	A1/P-1
Baseline Credit Assessment	baa3
Adjusted Baseline Credit Assessment	baa2
Counterparty Risk Assessment	A1(cr)/P-1(cr)
Senior Unsecured	A1
Junior Senior Unsecured -Dom Curr	Baa2
Junior Senior Unsecured MTN -Dom Curr	(P)Baa2
Subordinate -Dom Curr	Baa2
Pref. Stock Non-cumulative -Dom Curr	Ba2 (hyb)

Source: Moody's Ratings

Endnotes

1 The ratings shown in this report are the banks' deposit rating, senior unsecured debt rating and Baseline Credit Assessment.

© 2025 Moody's Corporation, Moody's Investors Service, Inc., Moody's Analytics, Inc. and/or their licensors and affiliates (collectively, "MOODY'S"). All rights reserved.

CREDIT RATINGS ISSUED BY MOODY'S CREDIT RATINGS AFFILIATES ARE THEIR CURRENT OPINIONS OF THE RELATIVE FUTURE CREDIT RISK OF ENTITIES, CREDIT COMMITMENTS, OR DEBT OR DEBT-LIKE SECURITIES, AND MATERIALS, PRODUCTS, SERVICES AND INFORMATION PUBLISHED OR OTHERWISE MADE AVAILABLE BY MOODY'S (COLLECTIVELY, "MATERIALS") MAY INCLUDE SUCH CURRENT OPINIONS. MOODY'S DEFINES CREDIT RISK AS THE RISK THAT AN ENTITY MAY NOT MEET ITS CONTRACTUAL FINANCIAL OBLIGATIONS AS THEY COME DUE AND ANY ESTIMATED FINANCIAL LOSS IN THE EVENT OF DEFAULT OR IMPAIRMENT. SEE APPLICABLE MOODY'S RATING SYMBOLS AND DEFINITIONS PUBLICATION FOR INFORMATION ON THE TYPES OF CONTRACTUAL FINANCIAL OBLIGATIONS ADDRESSED BY MOODY'S CREDIT RATINGS. CREDIT RATINGS DO NOT ADDRESS ANY OTHER RISK, INCLUDING BUT NOT LIMITED TO: LIQUIDITY RISK, MARKET VALUE RISK, OR PRICE VOLATILITY. CREDIT RATINGS, NON-CREDIT ASSESSMENTS ("ASSESSMENTS"), AND OTHER OPINIONS INCLUDED IN MOODY'S MATERIALS ARE NOT STATEMENTS OF CURRENT OR HISTORICAL FACT. MOODY'S MATERIALS MAY ALSO INCLUDE QUANTITATIVE MODEL-BASED ESTIMATES OF CREDIT RISK AND RELATED OPINIONS OR COMMENTARY PUBLISHED BY MOODY'S ANALYTICS, INC. AND/OR ITS AFFILIATES. MOODY'S CREDIT RATINGS, ASSESSMENTS, OTHER OPINIONS AND MATERIALS DO NOT CONSTITUTE OR PROVIDE INVESTMENT OR FINANCIAL ADVICE, AND MOODY'S CREDIT RATINGS, ASSESSMENTS, OTHER OPINIONS AND MATERIALS ARE NOT AND DO NOT PROVIDE RECOMMENDATIONS TO PURCHASE, SELL, OR HOLD PARTICULAR SECURITIES. MOODY'S CREDIT RATINGS, ASSESSMENTS, OTHER OPINIONS AND MATERIALS DO NOT COMMENT ON THE SUITABILITY OF AN INVESTMENT FOR ANY PARTICULAR INVESTOR. MOODY'S ISSUES ITS CREDIT RATINGS, ASSESSMENTS AND OTHER OPINIONS AND PUBLISHES OR OTHERWISE MAKES AVAILABLE ITS MATERIALS WITH THE EXPECTATION AND UNDERSTANDING THAT EACH INVESTOR WILL, WITH DUE CARE, MAKE ITS OWN STUDY AND EVALUATION OF EACH SECURITY THAT IS UNDER CONSIDERATION FOR PURCHASE, HOLDING, OR SALE.

MOODY'S CREDIT RATINGS, ASSESSMENTS, OTHER OPINIONS, AND MATERIALS ARE NOT INTENDED FOR USE BY RETAIL INVESTORS AND IT WOULD BE RECKLESS AND INAPPROPRIATE FOR RETAIL INVESTORS TO USE MOODY'S CREDIT RATINGS, ASSESSMENTS, OTHER OPINIONS OR MATERIALS WHEN MAKING AN INVESTMENT DECISION. IF IN DOUBT YOU SHOULD CONTACT YOUR FINANCIAL OR OTHER PROFESSIONAL ADVISER.

ALL INFORMATION CONTAINED HEREIN IS PROTECTED BY LAW, INCLUDING BUT NOT LIMITED TO, COPYRIGHT LAW, AND NONE OF SUCH INFORMATION MAY BE COPIED OR OTHERWISE REPRODUCED, REPACKAGED, FURTHER TRANSMITTED, TRANSFERRED, DISSEMINATED, REDISTRIBUTED OR RESOLD, OR STORED FOR SUBSEQUENT USE FOR ANY SUCH PURPOSE, IN WHOLE OR IN PART, IN ANY FORM OR MANNER OR BY ANY MEANS WHATSOEVER, BY ANY PERSON WITHOUT MOODY'S PRIOR WRITTEN CONSENT. FOR CLARITY, NO INFORMATION CONTAINED HEREIN MAY BE USED TO DEVELOP, IMPROVE, TRAIN OR RETRAIN ANY SOFTWARE PROGRAM OR DATABASE, INCLUDING, BUT NOT LIMITED TO, FOR ANY ARTIFICIAL INTELLIGENCE, MACHINE LEARNING OR NATURAL LANGUAGE PROCESSING SOFTWARE, ALGORITHM, METHODOLOGY AND/OR MODEL.

MOODY'S CREDIT RATINGS, ASSESSMENTS, OTHER OPINIONS AND MATERIALS ARE NOT INTENDED FOR USE BY ANY PERSON AS A BENCHMARK AS THAT TERM IS DEFINED FOR REGULATORY PURPOSES AND MUST NOT BE USED IN ANY WAY THAT COULD RESULT IN THEM BEING CONSIDERED A BENCHMARK.

All information contained herein is obtained by MOODY'S from sources believed by it to be accurate and reliable. Because of the possibility of human or mechanical error as well as other factors, however, all information contained herein is provided "AS IS" without warranty of any kind. MOODY'S adopts all necessary measures so that the information it uses in assigning a credit rating is of sufficient quality and from sources MOODY'S considers to be reliable including, when appropriate, independent third-party sources. However, MOODY'S is not an auditor and cannot in every instance independently verify or validate information received in the credit rating process or in preparing its Materials.

To the extent permitted by law, MOODY'S and its directors, officers, employees, agents, representatives, licensors and suppliers disclaim liability to any person or entity for any indirect, special, consequential, or incidental losses or damages whatsoever arising from or in connection with the information contained herein or the use of or inability to use any such information, even if MOODY'S or any of its directors, officers, employees, agents, representatives, licensors or suppliers is advised in advance of the possibility of such losses or damages, including but not limited to: (a) any loss of present or prospective profits or (b) any loss or damage arising where the relevant financial instrument is not the subject of a particular credit rating assigned by MOODY'S.

To the extent permitted by law, MOODY'S and its directors, officers, employees, agents, representatives, licensors and suppliers disclaim liability for any direct or compensatory losses or damages caused to any person or entity, including but not limited to by any negligence (but excluding fraud, willful misconduct or any other type of liability that, for the avoidance of doubt, by law cannot be excluded) on the part of, or any contingency within or beyond the control of, MOODY'S or any of its directors, officers, employees, agents, representatives, licensors or suppliers, arising from or in connection with the information contained herein or the use of or inability to use any such information.

NO WARRANTY, EXPRESS OR IMPLIED, AS TO THE ACCURACY, TIMELINESS, COMPLETENESS, MERCHANTABILITY OR FITNESS FOR ANY PARTICULAR PURPOSE OF ANY CREDIT RATING, ASSESSMENT, OTHER OPINION OR INFORMATION IS GIVEN OR MADE BY MOODY'S IN ANY FORM OR MANNER WHATSOEVER.

Moody's Investors Service, Inc., a wholly-owned credit rating agency subsidiary of Moody's Corporation ("MCO"), hereby discloses that most issuers of debt securities (including corporate and municipal bonds, debentures, notes and commercial paper) and preferred stock rated by Moody's Investors Service, Inc. have, prior to assignment of any credit rating, agreed to pay Moody's Investors Service, Inc. for credit ratings opinions and services rendered by it. MCO and all MCO entities that issue ratings under the "Moody's Ratings" brand name ("Moody's Ratings"), also maintain policies and procedures to address the independence of Moody's Ratings' credit ratings and credit rating processes. Information regarding certain affiliations that may exist between directors of MCO and rated entities, and between entities who hold credit ratings from Moody's Investors Service, Inc. and have also publicly reported to the SEC an ownership interest in MCO of more than 5%, is posted annually at ir.moody.com under the heading "Investor Relations — Corporate Governance — Charter and Governance Documents - Director and Shareholder Affiliation Policy."

Moody's SF Japan K.K., Moody's Local AR Agente de Calificación de Riesgo S.A., Moody's Local BR Agência de Classificação de Risco LTDA, Moody's Local MX S.A. de C.V., I.C.V., Moody's Local PE Clasificadora de Riesgo S.A., and Moody's Local PA Clasificadora de Riesgo S.A. (collectively, the "Moody's Non-NRSRO CRAs") are all indirectly wholly-owned credit rating agency subsidiaries of MCO. None of the Moody's Non-NRSRO CRAs is a Nationally Recognized Statistical Rating Organization.

Additional terms for Australia only: Any publication into Australia of this document is pursuant to the Australian Financial Services License of MOODY'S affiliate, Moody's Investors Service Pty Limited ABN 61 003 399 657 AFSL 336969 and/or Moody's Analytics Australia Pty Ltd ABN 94 105 136 972 AFSL 383569 (as applicable). This document is intended to be provided only to "wholesale clients" within the meaning of section 761G of the Corporations Act 2001. By continuing to access this document from within Australia, you represent to MOODY'S that you are, or are accessing the document as a representative of, a "wholesale client" and that neither you nor the entity you represent will directly or indirectly disseminate this document or its contents to "retail clients" within the meaning of section 761G of the Corporations Act 2001. MOODY'S credit rating is an opinion as to the creditworthiness of a debt obligation of the issuer, not on the equity securities of the issuer or any form of security that is available to retail investors.

Additional terms for India only: Moody's credit ratings, Assessments, other opinions and Materials are not intended to be and shall not be relied upon or used by any users located in India in relation to securities listed or proposed to be listed on Indian stock exchanges.

Additional terms with respect to Second Party Opinions and Net Zero Assessments (as defined in Moody's Ratings Rating Symbols and Definitions): Please note that neither a Second Party Opinion ("SPO") nor a Net Zero Assessment ("NZA") is a "credit rating". The issuance of SPOs and NZAs is not a regulated activity in many jurisdictions, including Singapore. JAPAN: In Japan, development and provision of SPOs and NZAs fall under the category of "Ancillary Businesses", not "Credit Rating Business", and are not subject to the regulations applicable to "Credit Rating Business" under the Financial Instruments and Exchange Act of Japan and its relevant regulation. PRC: Any SPO: (1) does not constitute a PRC Green Bond Assessment as defined under any relevant PRC laws or regulations; (2) cannot be included in any registration statement, offering circular, prospectus or any other documents submitted to the PRC regulatory authorities or otherwise used to satisfy any PRC regulatory disclosure requirement; and (3) cannot be used within the PRC for any regulatory purpose or for any other purpose which is not permitted under relevant PRC laws or regulations. For the purposes of this disclaimer, "PRC" refers to the mainland of the People's Republic of China, excluding Hong Kong, Macau and Taiwan.

REPORT NUMBER 1441764

CLIENT SERVICES

Americas	1-212-553-1653
Asia Pacific	852-3551-3077
Japan	81-3-5408-4100
EMEA	44-20-7772-5454